




Compressed Air Systems

Cleaning out pneumatic auto tank drain

972-352-6304/800-531-9656



ALWAYS MAKE SURE POWER IS OFF TO COMPRESSOR AND CONTACT FACTORY AUTHORIZED SERVICE CENTER OR FACTORY FOR ADVICE





Compressed Air Systems

Cleaning out pneumatic auto tank drain


972-352-6304/800-531-9656




ALWAYS MAKE SURE POWER IS OFF TO COMPRESSOR AND CONTACT FACTORY AUTHORIZED SERVICE CENTER OR FACTORY FOR ADVICE



Remove drain
clean out cap



Drain clean out
cap removed with
screen still inside
Drain screen
clean out cap



Drain screen
Once removed was until
no debris is visible



Compressed Air Systems

Cleaning out pneumatic auto tank drain



972-352-6304/800-531-9656



Note: Before this step make sure that you are not looking directly at drain opening air pressure and debris will come out of opening

With drain screen removed open ball valve to ensure drain is open and drained.



Once drain is clean, put screen, cap back in clean out and tighten cap

ALWAYS MAKE SURE POWER IS OFF TO COMPRESSOR AND CONTACT FACTORY AUTHORIZED SERVICE CENTER OR FACTORY FOR ADVICE