





Compressed Air Systems

Replacing Centrifugal Unloader Elbow

972-352-6304/800-531-9656



Centrifugal unloader



Remove air line from unloader elbow.

ALWAYS MAKE SURE POWER IS OFF TO COMPRESSOR AND CONTACT FACTORY AUTHORIZED SERVICE CENTER OR FACTORY FOR ADVICE




Compressed Air Systems

Replacing Centrifugal Unloader Elbow


972-352-6304/800-531-9656




ALWAYS MAKE SURE POWER IS OFF TO COMPRESSOR AND CONTACT FACTORY AUTHORIZED SERVICE CENTER OR FACTORY FOR ADVICE



Unloader air line removed



Remove old unloader elbow



Unloader elbow removed.
Centrifugal unloader pin
visible in stationary position.




Compressed Air Systems

Replacing Centrifugal Unloader Elbow


972-352-6304/800-531-9656



ALWAYS MAKE SURE POWER IS OFF TO COMPRESSOR AND CONTACT FACTORY AUTHORIZED SERVICE CENTER OR FACTORY FOR ADVICE



New Unloader elbow installed.
Centrifugal unloader pin
depressing elbow pin 1/8 inch
in stationary position.



Lock nut installed
against unloader cone




Compressed Air Systems

Replacing Centrifugal Unloader Elbow

972-352-6304/800-531-9656



**ALWAYS MAKE SURE POWER IS OFF TO COMPRESSOR AND CONTACT FACTORY
AUTHORIZED SERVICE CENTER OR FACTORY FOR ADVICE**



New unloader elbow installed in proper
position with unloader line installed

www.compressed-air-systems.com